



G.JAMES
Windows & Doors

Sliding Window 132 Series



Enhance your surroundings with the contemporary style and quality features of the G. James 132 Series Sliding Window.

Precision designed to satisfy the demands of both today's home owner and Australian Standards, this window clearly offers great appeal, reliable functionality and importantly, structural integrity.

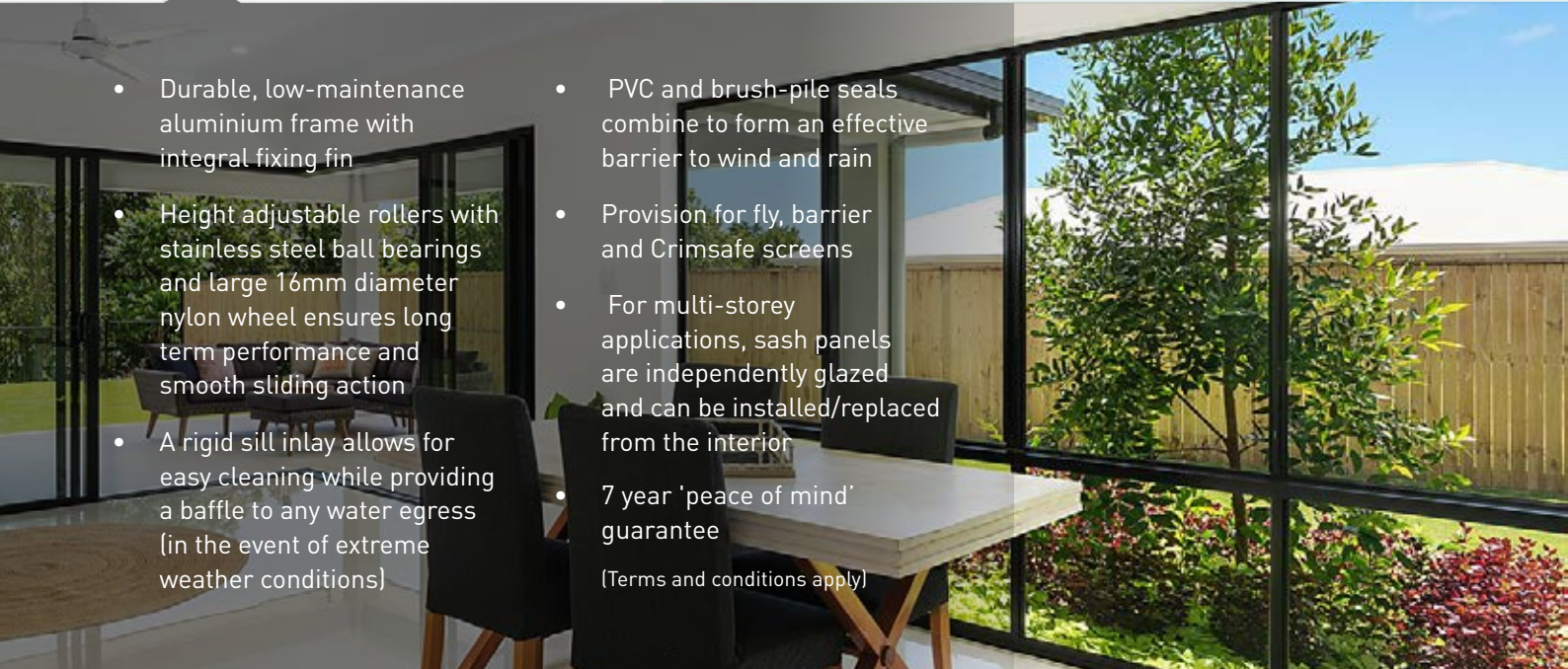
All aspects of the 132 Series window bear inherit qualities and refinements gained from an extensive history of manufacturing, NATA certified testing and site experience.

Left image: Cut-through of sliding window sill with optional flyscreen (guide only, subject to change without notice)



Features

Photo courtesy of MV Design Homes (Cairns)



- Durable, low-maintenance aluminium frame with integral fixing fin
- Height adjustable rollers with stainless steel ball bearings and large 16mm diameter nylon wheel ensures long term performance and smooth sliding action
- A rigid sill inlay allows for easy cleaning while providing a baffle to any water egress (in the event of extreme weather conditions)
- PVC and brush-pile seals combine to form an effective barrier to wind and rain
- Provision for fly, barrier and Crimsafe screens
- For multi-storey applications, sash panels are independently glazed and can be installed/replaced from the interior
- 7 year 'peace of mind' guarantee
(Terms and conditions apply)

Example Configurations

¹ Example configurations shown as INSIDE VIEW for illustrative purposes ONLY. For quoting/ordering purposes refer to pages 7 & 8 for the correct configuration terminology.

Fixed / Slider Window ¹



Window Wall ¹



Slider / Fixed / Slider Window ¹



Fixed / Slider / Slider / Fixed Window ¹





G.JAMES
Windows & Doors

Sliding Window 132 Series

Handle Options

Photo courtesy of Desire Homes (Ipswich)

Standard Handle



Keyed Handle

Available upon request, additional cost applies



Screens

Flyscreens

G. James flyscreens are a practical and economical method to cover the open area of your windows and doors, helping to keep your home free from flies. Our flyscreens are constructed using an extruded aluminium frame and standard fibreglass mesh.



Barrier Screens

Barrier screens offer an affordable, intermediate level of security for your home. G. James' barrier screens feature black Armagrilite (diamond-shaped, aluminium grille), fibreglass mesh and aluminium frame. This product complies with the *Building Code of Australia - Protection of Openable Windows* requirements.



Crimsafe Screens

Crimsafe screens provide a superior level of safety and security to your windows and doors. The integral high-tensile, stainless steel mesh is discrete in appearance ensuring your views are unhindered. This product complies with the *Building Code of Australia - Protection of Openable Windows* requirements.





Powdercoat Colours

* COLORBOND® steel colour match



Black (Satin)




Monument (Matt) *




Woodland Grey (Satin) *



Ultra Silver (Gloss)



Surfmist (Matt) *



Pearl White (Gloss)



Dune (Satin) *



Paperbark (Satin) *

Anodised Finishes



Clear



Residential Bronze

Note: All Anodised Finishes are price on application. All residential anodised finishes are supplied at AA15 (film thickness) with AA20 & AA25 available upon request.

Polished Silver (internal products only) and other Bronze finishes are available – contact your G.James representative for further information.

© COLORBOND is a registered trademark of BlueScope Steel Limited



Technical Data

Photo courtesy of Ownit Homes (Brisbane)

Max. Height¹	<ul style="list-style-type: none">• Window – 1500mm,• Window Wall - 2100mm
Min. Width	Dependent on configuration (see next page)
Max. Glass Thickness	6.76mm
Water Performance Options	<ul style="list-style-type: none">• 150 Pa• 300 Pa• 450 Pa
Perimeter Frame Widths Options	<ul style="list-style-type: none">• 48mm (standard)• 101mm
WERS Data²	<ul style="list-style-type: none">• U-Value range: 4.50 – 6.60• SHGC range: 0.33 – 0.61
Acoustics²	<ul style="list-style-type: none">• Up to Rw 31 for single window configuration• Rw 42 for tandem window configuration
Bushfire Attack Level	Tested and certified to BAL-40
Fixing Types	Fin fix, face fix and flush face
Mullions Types:	Flush, standard and heavy duty
Compatible Construction Types:	Brick veneer, clad wall, block wall, cavity brick and modular/transportable

¹ Maximum sizes are a guide only and subject to the wind rating or SLS/ULS requirements of the site.

² Consult your G.James representative to determine the most suitable product configuration for your requirements.

IMPORTANT

Don't let the opportunity pass to consider your glass options.

When specifying the windows and doors for your home, you'll make decisions in relation to ventilation, light, aesthetics and operation – all very relevant considerations. There is however another equally important consideration that is often overlooked, and that is the type of GLASS you choose. The selection of a 'performance' glass can address such issues as heat gain, energy efficiency, security, noise and glare reduction - all of which are central to your comfort and the overall liveability of your home.

