



**G.JAMES**  
Windows & Doors

## Louvre Window 050 Series



Offering the ultimate in vision and ventilation, the G. James 050 Series Louvre Window provides a stylish and practical window alternative.

The unique concept of louvre windows ensure your view is as uninterrupted as possible while tilt-adjustable blades allow you to control the airflow throughout your home.

*Left image: Cut-through of louvre window sill with optional flyscreen (guide only, subject to change without notice)*



## Features

- 130mm (wide) corrosion and UV resistant blade retention clips (supplied as standard).
- 152mm or 102mm clip options available upon request (see Blade Options below)<sup>1</sup>
- Black clips supplied as standard. White and grey coloured clips available upon request<sup>1</sup>
- Moulded PVC, lever-action handle for easy control and locking<sup>1</sup>. Low Profile and Ring handle options available (see next page)<sup>1</sup>
- Horizontal PVC weather seals and overlapping blades combine to form an effective weather barrier
- Secondary satin chrome keylock(s) available as an optional extra
- Choice of glass, aluminium or timber blades
- Fly, barrier and Crimsafe screening options
- 7 year 'peace of mind' guarantee  
(Terms and conditions apply)

<sup>1</sup> Contact your G. James representative for lead-time and pricing details



## Blade Width Options

102mm Blade Louvre (Optional)



130mm Blade Louvre (Standard)



152mm Blade Louvre (Optional)





## Handle Options

### Standard Handle

Material: Moulded PVC, black supplied as standard (white and grey also available upon request)



### Ring Handle (Optional)

For out-of-reach installations, map rod available to assist with opening. Material: Moulded PVC



### Low Profile Handle (Optional)

Where minimal protrusion is required (12mm when in the closed position). Material: Powder coated metal



## Screens

### Flyscreens

G.James flyscreens are a practical and economical method to cover the open area of your windows and doors, helping to keep your home free from flies. Our flyscreens are constructed using an extruded aluminium frame and standard fibreglass mesh.



### Barrier Screens

Barrier screens offer an affordable, intermediate level of security for your home. G.James' barrier screens feature black Armagrilite (diamond-shaped, aluminium grille), fibreglass mesh and aluminium frame. This product complies with the *Building Code of Australia - Protection of Openable Windows* requirements.



### Crimsafe Screens

Crimsafe screens provide a superior level of safety and security to your windows and doors. The integral high-tensile, stainless steel mesh is discrete in appearance ensuring your views are unhindered. This product complies with the *Building Code of Australia - Protection of Openable Windows* requirements.





**G.JAMES**  
Windows & Doors

## Louvre Window 050 Series

Your home, your comfort, your glass

### A comfortable home happens not by chance but through good design.

When specifying the windows and doors for your home, you'll make decisions in relation to ventilation, light, aesthetics and operation – all very relevant considerations.

There is however another equally important consideration that is often overlooked, and that is the type of GLASS you choose. The selection of a 'performance' glass can address such issues as heat gain, energy efficiency, security, noise and glare reduction - all of which are central to your comfort and the overall liveability of your home.

So before finalising your windows and doors don't miss the opportunity to understand and take advantage of the many benefits offered by G.James' comprehensive range of performance glass products. G.James welcomes your enquiry on how better glass selection can be the defining difference in your new build.



Safety



Security



Noise



Heat Gain



Insulation



Glare



Fading



## Powdercoat Colours

\* COLORBOND® steel colour match



Black (Satin)




Monument (Matt) \*




Woodland Grey (Satin) \*



Ultra Silver (Gloss)



Surfmist (Matt) \*



Pearl White (Gloss)



Dune (Satin) \*



Paperbark (Satin) \*

**IMPORTANT:** The surface finishes shown represent the standard range of colours offered by G.James.

It should be noted that some finishes may not be stocked at your supplying location which may affect price and lead time.

**Contact your G.James representative for further information.**

## Anodised Finishes



Clear



Residential Bronze

Note: All Anodised Finishes are price on application. All residential anodised finishes are supplied at AA15 (film thickness) with AA20 & AA25 available upon request.

Polished Silver (internal products only) and other Bronze finishes are available.

**Contact your G.James representative for further information.**

© COLORBOND is a registered trademark of BlueScope Steel Limited



## Technical Data


<b>Max. Height<sup>1</sup></b>	Dependent on blade width (see next page for further details)
<b>Min. Height</b>	Dependent on blade width (see next page for further details)
<b>Max. Width per Gallery</b>	Approx. 950mm (see next page for further details)
<b>Glass Thickness</b>	6mm / 6.38mm
<b>Max. Water Performance</b>	450 Pa (130mm Blade)
<b>Perimeter Frame Width Options</b>	<ul style="list-style-type: none"> <li>• 101mm (standard)</li> <li>• 48mm</li> </ul>
<b>WERS Data<sup>2</sup></b>	<ul style="list-style-type: none"> <li>• U-Value range: 4.30 – 6.20</li> <li>• SHGC range: 0.28 – 0.66</li> </ul>
<b>Acoustics<sup>2</sup></b>	Rw 28
<b>Bushfire Attack Level</b>	Tested and certified to BAL-40
<b>Fixing Types</b>	Fin fix and face fix
<b>Compatible Construction Types:</b>	Brick veneer, clad wall, block wall, cavity brick and modular/portable

<sup>1</sup> Maximum sizes are a guide only and subject to the wind rating or SLS/ULS requirements of the site.


<sup>2</sup> Consult your G. James representative to determine the most suitable product configuration for your requirements.

## Example Configurations

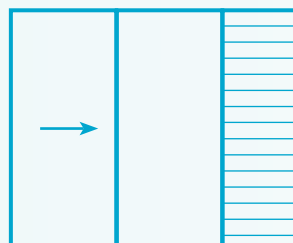
Multiple Bays



Coupled to Fixed Window



Coupled to Sliding Door





Standard Size Range

102mm ALTAIR® LOUVRE				130mm ALTAIR® LOUVRE				152mm ALTAIR® LOUVRE			
GALLERIES ONLY		48mm FRAME	101mm FRAME	GALLERIES ONLY		48mm FRAME	101mm FRAME	GALLERIES ONLY		48mm FRAME	101mm FRAME
Blades	mm	mm	mm	Blades	mm	mm	mm	Blades	mm	mm	mm
3	310	336	361	2	270	296	321	2	320	346	371
4	400	426	451	3	388	414	439	3	460	486	511
5	490	516	541	4	506	532	557	4	600	626	651
6	580	606	631	5	624	650	675	5	740	766	791
7	670	696	721	6	742	768	793	6	880	906	931
8	760	786	811	7	860	886	911	7	1020	1046	1071
9	850	876	901	8	978	1004	1029	8	1160	1186	1211
10	940	966	991	9	1096	1122	1147	9	1300	1326	1351
11	1030	1056	1081	10	1214	1240	1265	10	1440	1466	1491
12	1120	1146	1171	11	1332	1358	1383	11	1580	1606	1631
13	1210	1236	1261	12	1450	1476	1501	12	1720	1746	1771
14	1300	1326	1351	13	1568	1594	1619	13	1860	1886	1911
15	1390	1416	1441	14	1686	1712	1737	14	2000	2026	2051
16	1480	1506	1531	15	1804	1830	1855	15	2140	2166	2191
17	1570	1596	1621	16	1922	1948	1973	16	2280	2306	2331
18	1660	1686	1711	17	2040	2066	2091	17	2420	2446	2471
19	1750	1776	1801	18	2158	2184	2209	18	2560	2586	2611
20	1840	1866	1891	19	2276	2302	2327	19	2700	2726	2751
21	1930	1956	1981	20	2394	2420	2445	20	2840	2866	2891
22	2020	2046	2071	21	2512	2538	2563	21	2980	3006	3031
23	2110	2136	2161	22	2630	2656	2681	22	3120	3146	3171
24	2200	2226	2251	23	2748	2774	2799				
25	2290	2316	2341	24	2866	2892	2917				
26	2380	2406	2431								
27	2470	2496	2521								
28	2560	2586	2611								
29	2650	2676	2701								
30	2740	2766	2791								
31	2830	2856	2881								
32	2920	2946	2971								

**Maximum Frame Width (mm) / General Pressures / 101mm Frame**

Wind Rating - General	SLS / ULS Pressures	6mm Toughened Glass Blades	6mm Annealed / 6.38mm Laminated Glass Blades	Aluminium Blades
N1 - N3	600 / 1400 Pa	1050mm	930mm	1050mm
N4	800 / 2000 Pa	1050mm	780mm	
N5	1200 / 3000 Pa	1050mm	630mm	
C1	600 / 1800 Pa	1050mm	820mm	
C2	800 / 2700 Pa	1050mm	670mm	
C3	1200 / 4000 Pa	900mm	550mm	

**Notes:**

- Applies to 102, 130 & 152mm blades
- Maximum widths are calculated in accordance with AS 1288 (for windloads)
- Water performance requirements may reduce gallery height (ie. number of blades high) and maximum blade width
- Consult your G.James representative for external corner pressure zones as classified under AS 4055.

**Product Specific Notes:**

- When ordering, nominate width of clip (either 102, 130 or 152mm) and frame width (either 48 or 101mm).
- Frame option dependent on water penetration requirements
- Altair 'Standard' handle supplied as standard. Low profile, keyed and ring pull handles available on request (additional charge applies).

- All dimensions refer to single bay units.
- Black handle(s) and clips supplied as standard. White & grey handle and clips available on request (additional charge applies).
- Consult your G.James representative regarding non-standard heights and maximum widths for other wind classes and external corner pressure zones.