



G.JAMES
Windows & Doors

Sliding Window 132 Series



Enhance your surroundings with the contemporary style and quality features of the G. James 132 Series Sliding Window.

Precision designed to satisfy the demands of both today's home owner and Australian Standards, this window clearly offers great appeal, reliable functionality and importantly, structural integrity.

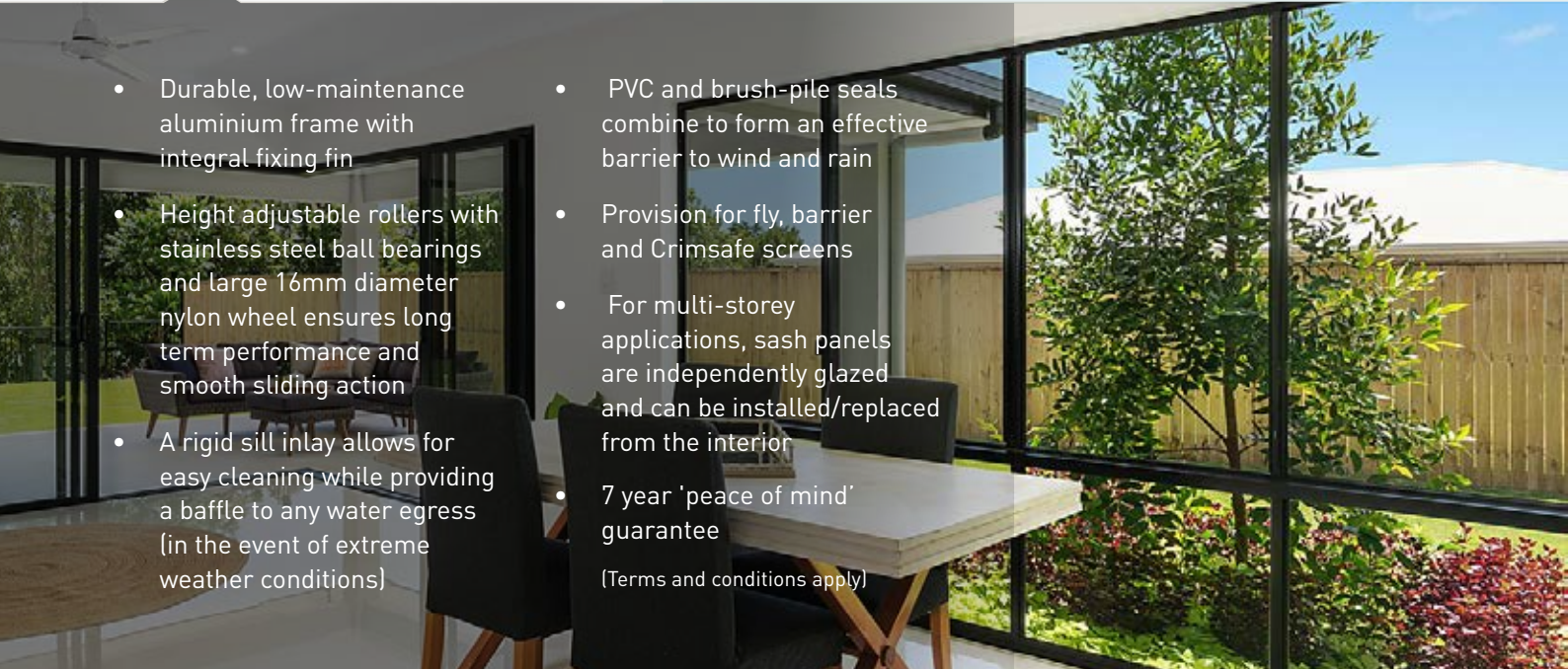
All aspects of the 132 Series window bear inherit qualities and refinements gained from an extensive history of manufacturing, NATA certified testing and site experience.

Left image: Cut-through of sliding window sill with optional flyscreen (guide only, subject to change without notice)



Features

Photo courtesy of MV Design Homes (Cairns)



- Durable, low-maintenance aluminium frame with integral fixing fin
- Height adjustable rollers with stainless steel ball bearings and large 16mm diameter nylon wheel ensures long term performance and smooth sliding action
- A rigid sill inlay allows for easy cleaning while providing a baffle to any water egress (in the event of extreme weather conditions)
- PVC and brush-pile seals combine to form an effective barrier to wind and rain
- Provision for fly, barrier and Crimsafe screens
- For multi-storey applications, sash panels are independently glazed and can be installed/replaced from the interior
- 7 year 'peace of mind' guarantee
(Terms and conditions apply)

Example Configurations

Configurations are viewed from the inside looking out. See pages 7 & 8 for standard size range and configuration terminology.

Fixed / Slider Window



Window Wall



Slider / Fixed / Slider Window



Fixed / Slider / Slider / Fixed Window





G.JAMES
Windows & Doors

Sliding Window 132 Series

Handle Options

Photo courtesy of Desire Homes (Ipswich)

Standard Handle



Keyed Handle

Available upon request, additional cost applies



Screens

Flyscreens

G. James flyscreens are a practical and economical method to cover the open area of your windows and doors, helping to keep your home free from flies. Our flyscreens are constructed using an extruded aluminium frame and standard fibreglass mesh.



Barrier Screens

Barrier screens offer an affordable, intermediate level of security for your home. G. James' barrier screens feature black Armagrilite (diamond-shaped, aluminium grille), fibreglass mesh and aluminium frame. This product complies with the *Building Code of Australia - Protection of Openable Windows* requirements.



Crimsafe Screens

Crimsafe screens provide a superior level of safety and security to your windows and doors. The integral high-tensile, stainless steel mesh is discrete in appearance ensuring your views are unhindered. This product complies with the *Building Code of Australia - Protection of Openable Windows* requirements.





G.JAMES
Windows & Doors

Sliding Window 132 Series

Yes, you do have a choice!

A comfortable home happens not by chance but through good design.

When specifying the windows and doors for your home, you'll make decisions in relation to ventilation, light, aesthetics and operation – all very relevant considerations. There is however another equally important consideration that is often overlooked, and that is the type of GLASS you choose. The selection of a 'performance' glass can address such issues as heat gain, energy efficiency, security, noise and glare reduction - all of which are central to your comfort and the overall liveability of your home.

So before finalising your windows and doors don't miss the opportunity to understand and take advantage of the many benefits offered by G.James' comprehensive range of performance glass products. G.James welcomes your enquiry on how better glass selection can be the defining difference in your new build.



Safety



Security



Noise




Heat Gain



Insulation



Glare



Fading



Colour Selector

LEGEND: (C) COLOURBOND® Steel Colour Match
(G) Gloss (M) Matt (S) Satin

Powdercoat Colours



Black (S)




Monument (M)(C)




Woodland Grey (S)(C)



Ironstone (S)(C)



White Birch (G)



Architectural White (S)



Primrose (G)



Paperbark (S)(C)




Pearl White (G)



Dune (S)(C)



Shale Grey (S)(C)



Surfmist (M)(C)



Ultra Silver (G)



Silver Pearl Kinetic® (S)
(Price on application)

Anodised Finishes



Clear



Residential Bronze

Note: All Anodised Finishes are price on application. All residential anodised finishes are supplied at AA15 (film thickness) with AA20 & AA25 available upon request. Polished Silver (internal products only) and other Bronze finishes are available – contact your G. James representative for further information.



Technical Data

Photo courtesy of Ownit Homes (Brisbane)

Max. Height¹	<ul style="list-style-type: none">• Window – 1500mm,• Window Wall - 2100mm
Min. Width	Dependent on configuration (see next page)
Max. Glass Thickness	6.76mm
Water Performance Options	<ul style="list-style-type: none">• 150 Pa• 300 Pa• 450 Pa
Perimeter Frame Widths Options	<ul style="list-style-type: none">• 48mm (standard)• 101mm
WERS Data²	<ul style="list-style-type: none">• U-Value range: 3.30 – 6.60• SHGC range: 0.26 – 0.61
Acoustics²	<ul style="list-style-type: none">• Up to Rw 31 for single window configuration• Rw 42 for tandem window configuration
Bushfire Attack Level	Tested and certified to BAL-40
Fixing Types	Fin fix, face fix and flush face
Mullions Types:	Flush, standard and heavy duty
Compatible Construction Types:	Brick veneer, clad wall, block wall, cavity brick and modular/transportable

¹ Maximum sizes are a guide only and subject to the wind rating or SLS/ULS requirements of the site.

² Consult your G.James representative to determine the most suitable product configuration for your requirements.

IMPORTANT

Don't let the opportunity pass to consider your glass options.


When specifying the windows and doors for your home, you'll make decisions in relation to ventilation, light, aesthetics and operation – all very relevant considerations. There is however another equally important consideration that is often overlooked, and that is the type of GLASS you choose. The selection of a 'performance' glass can address such issues as heat gain, energy efficiency, security, noise and glare reduction - all of which are central to your comfort and the overall liveability of your home.



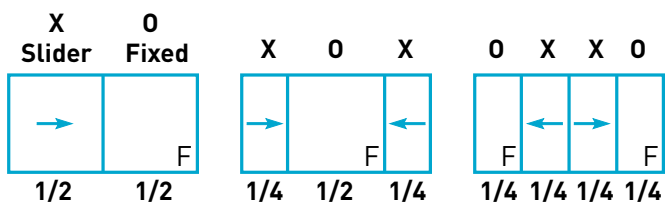


Standard Size Range / Configurations

Stud Opening (Frame Size with reveals + 10mm clearance)
Outer Frame Size (excludes fixing fin & reveals)



Legend



Note: The above Size Range also applies to the 076 Series Double Glazed Sliding Window (XO & XO configurations only available).

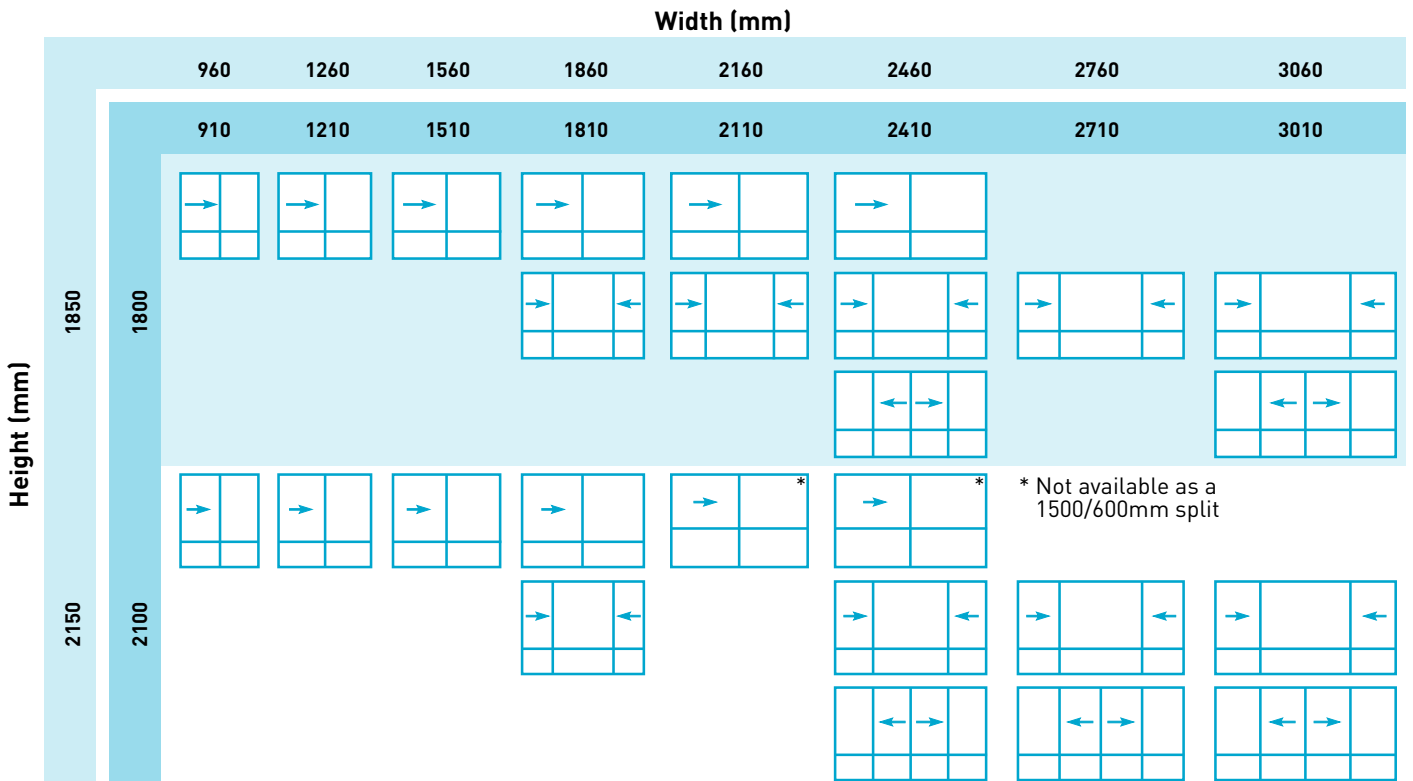
Product Specific Notes:

- Configurations greater than 2710mm wide are available.
- All configurations are viewed from the outside looking inside.
- All two panel windows will be supplied as XO (slider / fixed) unless requested otherwise.
- Key lock handle upgrade available upon request (additional cost applies).



Standard Size Range / Configurations

Stud Opening (Frame Size with reveals + 10mm clearance)
Outer Frame Size (excludes fixing fin & reveals)



* Not available as a 1500/600mm split

Legend

1800mm High Split

	XO / OO	XOX / OOO	OXXO / OOOO
1200mm			
600mm			
	1/2 1/2	1/4 1/2 1/4	1/4 1/4 1/4 1/4

2100mm High Split Options (Customer is to nominate the height split required at time of order).

	XO / OO	XOX / OOO	OXXO / OOOO
1200mm			
900mm			
	1/2 1/2	1/4 1/2 1/4	1/4 1/4 1/4 1/4
	XO / OO	XOX / OOO	OXXO / OOOO
1500mm			
600mm			
	1/2 1/2	1/4 1/2 1/4	1/4 1/4 1/4 1/4

Options

	XO / XO Window Wall
	XO with 3 Bay Louvre Low Light
	Window Wall with Semi-Circle Head
	Window Wall with Raked Head

Product Specific Notes :

- All configurations are viewed from the outside looking inside.
- All two panel windows will be supplied as XO (slider / fixed) unless requested otherwise.
- The above '2100mm high' illustrations are scaled with a 1500/600 transom split with the exception of 2110mm & 2410mm wide units which are only available with a 1200/900mm split.

- Mullion(s) to bottom fixed panels will be supplied as standard unless otherwise requested.
- All panels to the lower portion of a window wall will be supplied as fixed panels unless requested otherwise.
- Height splits refer to the centre of the transom.
- Key lock handle upgrade available upon request (additional cost applies).