



G.JAMES
Windows & Doors

Hinged Door 472 Series



100mm
Frame



125mm
Screen
Compatible
Frame



Designed with style and security in mind, the G. James 472 Series Hinged Door offers an attractive choice for main entry, balcony and exterior laundry room doors.

The 472 Series hinged door is the perfect low maintenance alternative to timber entry doors or sliding doors where opening width is limited. Configurations include an expansive set of double doors or the economy of a single door - both can be combined with fixed side lights or overhead high lights to complete your entrance.

This door combines quality hardware with the uncompromising strength of heavy duty aluminium profiles to ensure you enjoy consistent long-term performance for years to come.

Left images: Cut-through sill detail illustrating 100mm and 125mm framing options (guide only).



Features

- Choice of 100mm or 125mm frame (125mm frame accepts all types of screen doors without the need for an add-on build-out)
 - Full perimeter weather seals provide an excellent barrier to wind and rain
 - The door leaf features a chamfered exterior profile for added style (also reduces the build-up of dust compared to a flat profile)
 - Dedicated glazing bars available to complement colonial or Hampton style designs¹
 - An optional, multi-point lever compression lock offers superior security and ensures optimum compression of the door against the weather seals¹
 - Matching side lights and high lights
 - Aluminium frame-only configurations available to accommodate timber doors
 - 7 year 'peace of mind' guarantee
(Terms and conditions apply)
- ¹ Available upon request, additional cost applies



Example Configurations

Single Door with Screen



Double Doors with Screens



Double Doors





G.JAMES

Windows & Doors

Hinged Door 472 Series

Hardware Options



Powder Coat Black



Satin Chrome



Powder Coat White

Screens

Flyscreens

G. James flyscreens are a practical and economical method to cover the open area of your windows and doors, helping to keep your home free from flies. Our flyscreens are constructed using an extruded aluminium frame and standard fibreglass mesh.



Barrier Screens

Barrier screens offer an affordable, intermediate level of security for your home. G. James' barrier screens feature black Armagril (diamond-shaped, aluminium grille), fibreglass mesh and aluminium frame.



Crimsafe Screens

Crimsafe screens provide a superior level of safety and security to your windows and doors. The integral high-tensile, stainless steel mesh is discrete in appearance ensuring your views are unhindered.





G.JAMES
Windows & Doors

Hinged Door
472 Series

Yes, you do have a choice!

A comfortable home happens not by chance but through good design.

When specifying the windows and doors for your home, you'll make decisions in relation to ventilation, light, aesthetics and operation – all very relevant considerations. There is however another equally important consideration that is often overlooked, and that is the type of GLASS you choose. The selection of a 'performance' glass can address such issues as heat gain, energy efficiency, security, noise and glare reduction - all of which are central to your comfort and the overall liveability of your home.

So before finalising your windows and doors don't miss the opportunity to understand and take advantage of the many benefits offered by G.James' comprehensive range of performance glass products. G.James welcomes your enquiry on how better glass selection can be the defining difference in your new build.



Safety



Security



Noise



Heat Gain



Insulation



Glare



Fading



Colour Selector

LEGEND: (C) COLOURBOND® Steel Colour Match
(G) Gloss (M) Matt (S) Satin

Powdercoat Colours



Black (S)




Monument (M)(C)




Woodland Grey (S)(C)




Ironstone (S)(C)



White Birch (G)



Architectural White (S)



Primrose (G)



Paperbark (S)(C)




Pearl White (G)



Dune (S)(C)



Shale Grey (S)(C)



Surfmist (M)(C)



Ultra Silver (G)



Silver Pearl Kinetic® (S)
(Price on application)

Anodised Finishes



Clear



Residential Bronze

Note: All Anodised Finishes are price on application. All residential anodised finishes are supplied at AA15 (film thickness) with AA20 & AA25 available upon request. Polished Silver (internal products only) and other Bronze finishes are available – contact your G.James representative for further information.



Technical Data

Max. Frame Sizes¹	<ul style="list-style-type: none">• Single Door: 2400mm (h) x 950mm (w)• Double Door: 2400mm (h) x 1810mm (w)
Other Limitations	This product is not suitable for sheer wall or exposed positions
Max. Glass Thickness	<ul style="list-style-type: none">• Single glazed – 6.76mm• Double glazed (IGU) – 20mm
Max. Water Performance	<ul style="list-style-type: none">• Standard sill - 150 Pa.• Sub-sill configuration - 450 Pa.
Perimeter Frame Width Options	<ul style="list-style-type: none">• 100mm – no screening compatibility• 125mm – screen compatible
WERS Data²	U-Value range: 3.40 – 6.20 SHGC range: 0.26 - 0.63
Acoustics²	Up to Rw 31
Bushfire Attack Level	Tested and certified up to BAL-40
Compatible Construction Types:	Brick veneer, clad wall, block wall, cavity brick and modular/transportable

¹ Maximum sizes are a guide only and subject to the wind rating or SLS/ULS requirements of the site.

² Consult your G. James representative to determine the most suitable product configuration for your requirements.

IMPORTANT

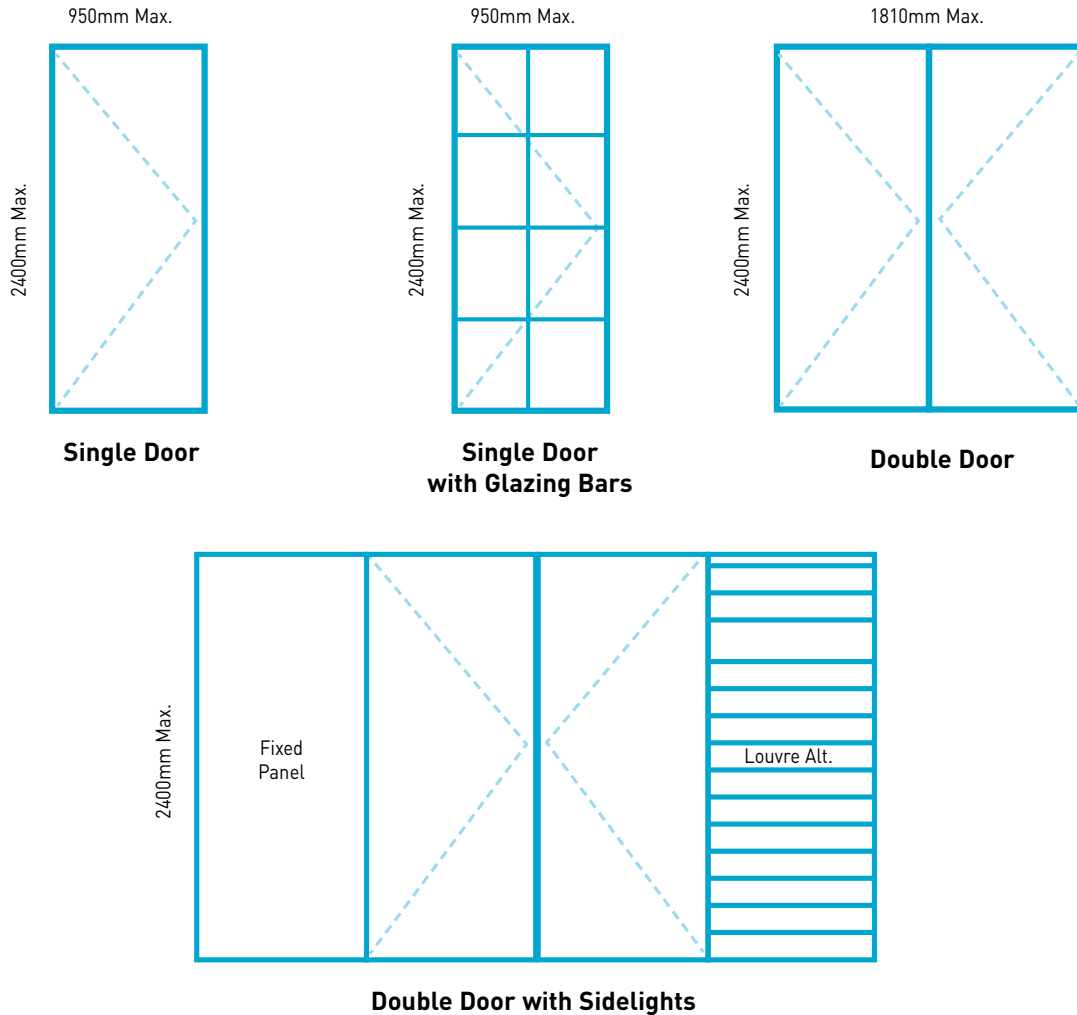
Don't let the opportunity pass to consider your glass options.

When specifying the windows and doors for your home, you'll make decisions in relation to ventilation, light, aesthetics and operation – all very relevant considerations. There is however another equally important consideration that is often overlooked, and that is the type of GLASS you choose. The selection of a 'performance' glass can address such issues as heat gain, energy efficiency, security, noise and glare reduction - all of which are central to your comfort and the overall liveability of your home.

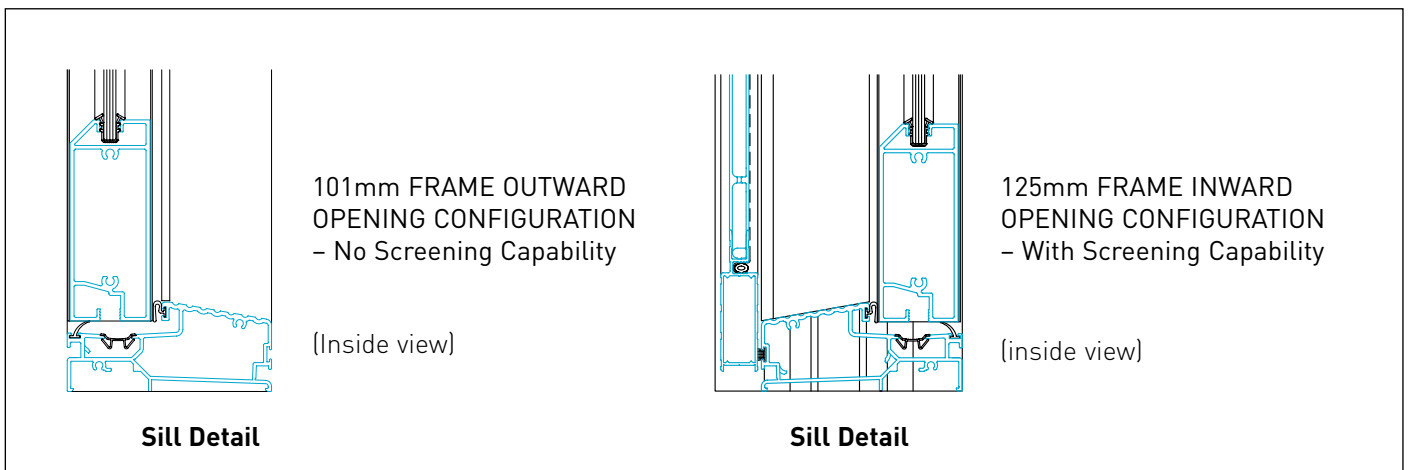




Size Range / Configurations



FRAME OPTIONS



Product Specific Notes:

- Lock Options available:
 - > Single Doors: Standard & Premium
 - > Double Doors: Standard, Intermediate, Premium & High Wind.