

INTERIORI™

REDEFINING INTERIOR SURFACES

Collection 2017

INTERIORI™

REDEFINING INTERIOR SURFACES

Collection 2017

UNLIMITED INSPIRATION

INTERIORI™ designs are the result of a sophisticated mixture of Dip-Tech inks, innovative digital printing technology for glass, and unique graphic design techniques.

D.G.S

Designed Glass Surfaces

The flexibility of printing INTERIORI™ designs into any kind of glass applications using new design elements and mimicking natural materials is redefining the possibilities for surface design. The designs are innovative and unique, but at the same time they fit varied surroundings and are easy to choose and enjoy.

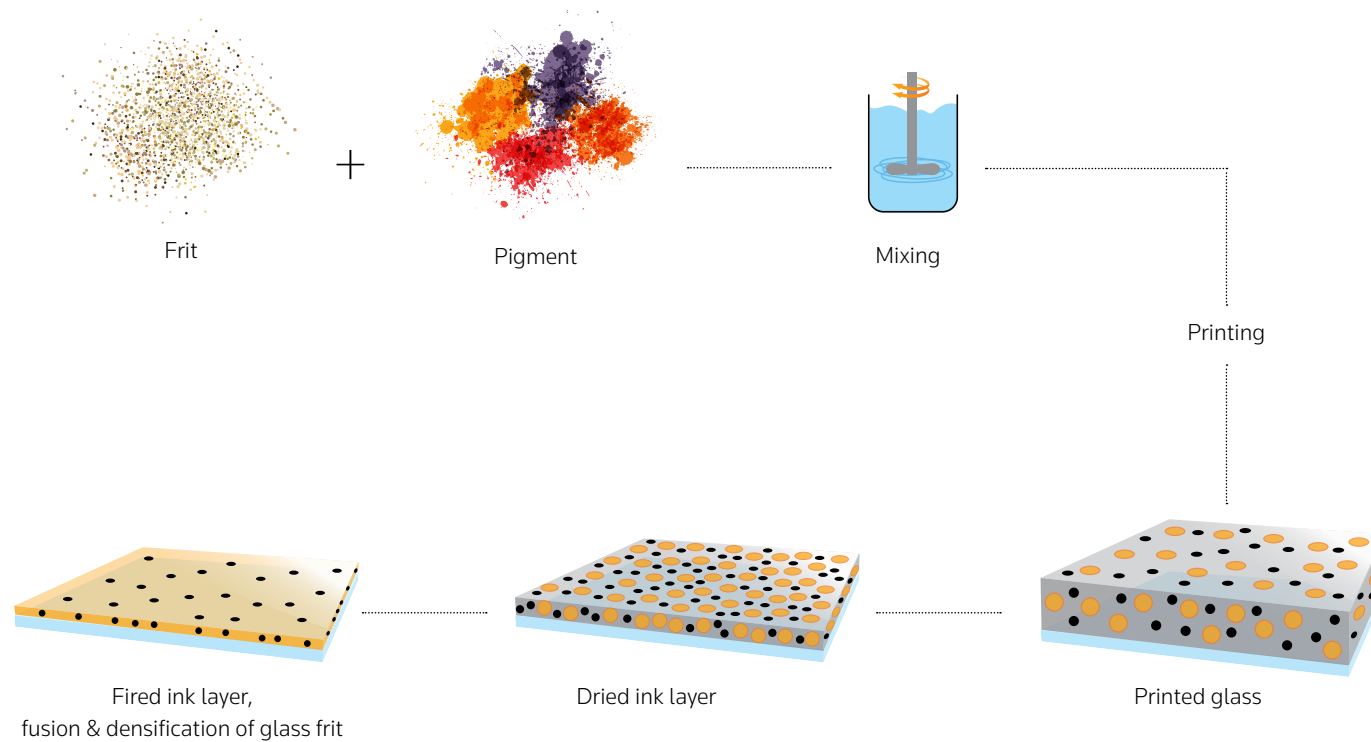
About Dip-Tech

Dip-Tech is the world's leading provider of digital in-glass printing solutions that combine the durability of ceramic inks with the versatility and quality of digital printing. With more than a decade of market experience, Dip-Tech provides an unmatched and field-proven solution for all exterior and interior flat glass printing applications spanning a full range of artistic and functional requirements.

Dip-Tech helps its customers worldwide to differentiate themselves and accelerate their business by offering unique, high-margin, and fast turn-around products and services to architects, interior designers, and transportation glass manufacturers. Through the Dip-Tech Resource Center, Dip-Tech provides technical, graphics, business development, and marketing support to enable glass processors to successfully integrate digital in-glass printing and excel in the market.

EFFICIENT WORKFLOW

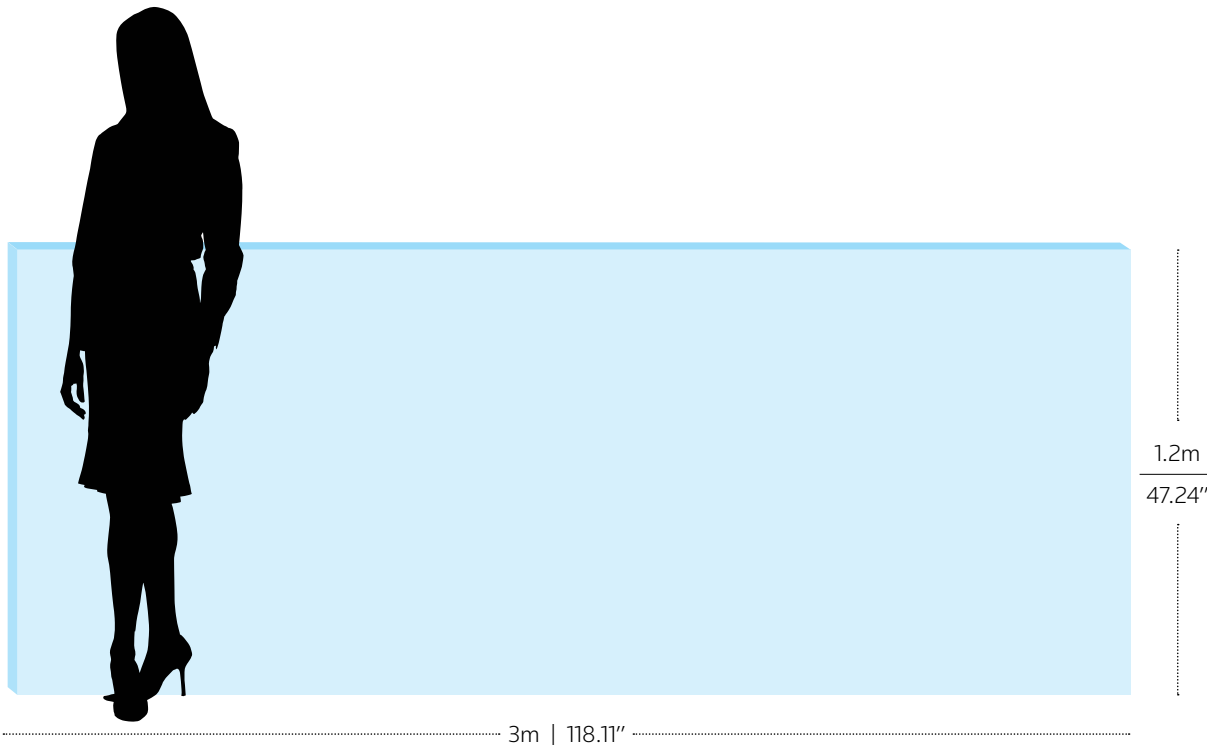
Dip-Tech digital ceramic inks introduce a new realm of possibilities for ceramic glass printing. Scientifically developed with expert processes, these unique inks are fused into the glass to ensure lasting vibrancy and photorealistic color, enabling higher degrees of quality, design, and functional performance.



VERSATILITY IN EVERY DIMENSION

The advantages of digital printing are clear. Digitization and the size of the printers make it possible to print any image, in any size, however large. The printed image can be spread across many panels, to achieve any surface size and proportion. The size of one printed glass panel can reach up to 18m x 3.3m (59ft x 108ft), and multiple panels can be combined to create an image of any size.

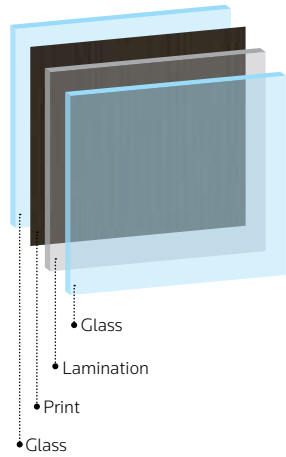
This catalog also includes 50 designs tested for both print and design on various surfaces. They are available in sizes of up to 3m x 1.2m (9.8ft x 3.9 ft) and of course, they can be cut to size as needed.



Glass thickness


5/32"	4 mm
3/16"	5 mm
1/4"	6 mm
5/16"	8 mm
3/8"	10 mm
1/2"	12 mm

Lamination



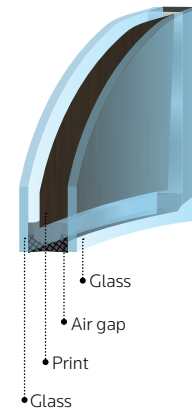
During the manufacturing process, but after printing, the printed glass is fixed between two glass sheets. The majority of lamination products available today have been tested and certified by Dip-Tech and the lamination manufacturers, and proven to be compliance with Dip-Tech inks. This makes the product ideal for applications requiring stronger glass to meet stringent safety parameters, such as railings, stairs, elevators, and partitions.

Curved Glass



Glass printed using Dip-Tech technology can also be bent by up to 80°, without damaging the printing. The bending radius varies according to the glass thickness and type.

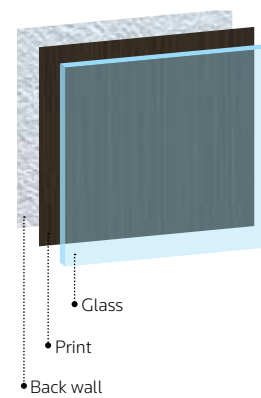
IG Unit



As Dip-Tech printers can print on massive panes of glass, which are then tempered and therefore resistant to shattering, Dip-Tech printed glass can undergo further processing for assembly into the IG unit. Although it is preferable to print on side 2, it is also possible to print on any side or layer of glass (Except for Low-E glass, as the Low-E side cannot be printed on).*

* Dip-Tech has a special ink for printing on the exterior side (side 1).

Adhesion



Any adhesive approved for regular glass can be used to attach Dip-Tech glass to the wall, such as for back splashes and wall covers. Adhesion has been tested and proved for a range of wall materials, including plaster, plasterboard, brick, and cement.

HIGH DURABILITY



Scratch & Abrasion



Water Absorption



UV Fading



Freezing




Chemical



SMELL THE FOREST



White Wash Oak




Chocolate Oak




Mr. Oak




Concrete Oak




Natural Oak




Dark Oak



Washed White Wood




Swedish Oak




Woody Allen

SMELL THE FOREST



Zebrano Mocachino



Zebrano Chocolate



Zebrano Espresso



Zebrano Macchiato



Zebrano Zig





TOUCH THE STONE



The Gold Rush



Deep Ocean

File size: 250cmx60cm | 98.42"x23.62"



Green Lake


File size: 250cmx60cm | 98.42"x23.62"



City Lights



Calacatta



Dark & White



Carmen



Alberta Rock



Spanish Wall

TOUCH THE STONE



Ruggine Buio



Ruggine Lumi



Ruggine Gregio



Lumi Asfalti




Nero Asfalti



Lab Stone



Side Stone



Silica Quartz



Pink Mammoth





PLAYING WITH SHAPES



Forest Drops



White Bishop



Bright Strip Oak



Oak Triangle



Grey Wood Triangle



Dark Strip Oak



Geodezic Dark



Geodezic Light



Geo Venga

PLAYING WITH SHAPES



Bamboo Horizon



The Clown Chess



The Knight Chess



Modern Times



Arabian Nights



Eyes Wide Shut



Arabian Trio



Arabesque Brown



Arabesque Light Brown





INTERIORI™
REDEFINING INTERIOR SURFACES
COLLECTION 2017

