

Quotation/Sale

Terms and Conditions (QLD)

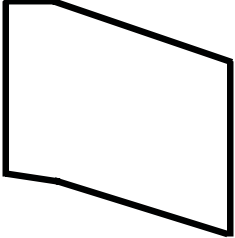
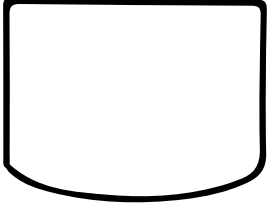




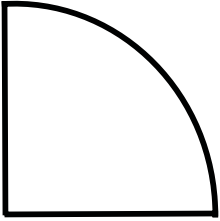
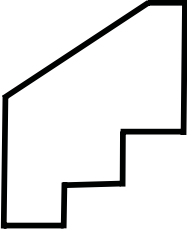
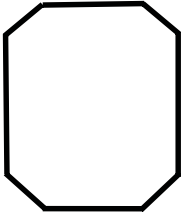


Effective: 26/05/2023

1. Standard Terms and Conditions as per LSI apply.
2. Prices quoted exclude Goods & Services Tax (GST) which will be added at 10%
3. Unless otherwise noted, quotations remain valid for a period of 30 days from the date of quote.
4. Quote number or quoted price must be stated on the purchase order, otherwise standard rates apply, and no credit request accepted for price variance.
5. When sizes are not provided, quoted rates are based on a cutting yield of 85% and a maximum size of 3000mm x 2000mm.
6. Panel sizes greater than 3000mm x 2000mm are considered oversize and may attract a surcharge.
7. Quoted rates are based on glass type/s, quantities, and sizes provided, consequently, any variations will require re quoting.
8. All products will be supplied in accordance with AS/NZS4667:2000, and G.James published Product Acceptance Standard
9. All Grade 'A' safety glass will be supplied in accordance with the relevant manufacturing Australian Standards.
10. It is the buyer's responsibility to order and/or glaze products in accordance with the appropriate Australian Standards. G.James makes no comment on the suitability of items ordered.
11. G.James does not accept 'on-costs' associated with faulty goods. Liability is limited to the resupply of the original order within the warranty period.
12. Claims for replacement or credit for faulty goods must be made within seven (7) days of the delivery date. Claims for credit or replacement after any third-party secondary processing will not be accepted.
13. Orders are subject to the availability and quality of raw materials. G.James takes no responsibility for any loss or damage that may arise from our inability to supply the quoted product.
14. Quotation and supply of new products must first be deemed fit for purpose by G.James and may include full prototype test-ing. Subject to the results of this testing, G.James reserves the right to withdraw or revise this quotation.
15. Lead times quoted are presumed correct at the time of quoting and are subject to change. No 'on-costs' / liquidated damages will be accepted for the late supply of orders.
16. Any special processing, including CNC machining, is excluded unless itemised on our quotation.
17. Heat-soak testing of toughened glass is excluded unless itemised on our quotation.
18. The customer is responsible for any damage or loss to G.James-owned glass handling equipment (e.g. stillages, frames, etc.) used for delivery, where such equipment has been placed in the customer's care or control. Repair/replacement charges will be billed accordingly.
19. The customer is responsible for the return of G.James-owned handling equipment within seven (7) days. A charge of \$50.00 per item per day will be charged for each day after seven (7) days.
20. **Deliveries**
 - All delivery charges are quoted F.I.S. (customer's factory) within the Brisbane, Sunshine Coast and Gold Coast areas only. All to-site deliveries are P.O.A.
 - Delivery to Customer's Factory: where the minimum invoice value is \$100.00 including delivery by side loader. If a crane truck is requested, a charge of \$200.00 per delivery (Brisbane area only) will apply.
 - Deliveries to third-party processors: As per the previous point. Once delivered/signed for by a third party, no claim for faults will be accepted
 - Intrastate or interstate deliveries will be quoted Ex Works or with delivery P.O.A.
 - Deliveries using a site side loader will be charged at \$75.00 for each delivery up to 30 minutes on site, and thereafter at the pro-rata rate of \$200/hr.
 - Deliveries using 'on-site approved' lifting frames will be charged at \$200.00 for the first hour, and thereafter at the pro-rata rate of \$250/hr
 - Deliveries outside of normal working hours will be P.O.A.
21. **Storage and Care**
 - Glass is to be stored on an even surface at an angle of 4° from the vertical, indoors in a clean, dry location with a good air circulation.
 - To avoid thermal breakage, glass should not be stored in direct sunlight.
 - Glass received in a wet condition, must be immediately unpacked, dried, and restacked using separators to allow airflow between the panels.
 - Care should be taken during periods of high humidity to avoid wet-dry staining of the glass.
22. **Minimum Invoice Values - Pick-Ups & F.I.S. (Customer's Factory) Deliveries**
 - Annealed float and standard laminates - \$50.00 pick-up; \$100.00 delivered.
 - Toughened glass - \$50.00 pick-up; \$100.00 delivered.
 - Special annealed laminates including SG laminates - \$350.00 delivered
 - Furnaced laminates - \$500.00 delivered.
 - IGU's (based on unit make-up): annealed - \$200.00; furnaced monolithic - \$250.00; DLE - \$400.00; and furnaced laminates - \$750.00.
 - ColourLite: Screen - \$250.00 delivered; Pattern or Image monolithic - \$750.00 delivered; furnaced laminates - \$1000.00 delivered.
23. **Minimum Charging Area Per Panel**
 - Annealed monolithic & standard laminates - 0.25m²; toughened - 0.35m²; and toughened heat-soaked - 0.5m²
 - Special annealed laminates - 0.5m²
 - Furnaced laminates - 1.0m²
 - IGU's (based on components): Annealed - 0.5m²; furnaced - 0.75m²; DLE - 1.0m² and furnaced laminates - 1.0m²
 - Louvre blades: annealed - 450mm min charge length; furnaced - 600mm min charge length
 - Solarplus range - 1.0m² excluding Solarplus Observation - 0.5m²
 - ColourLite Screen - 0.75m²; Pattern and Image - 1.0m²
24. **Shapes**
 - Simple shapes - panels with continuous straight edges and at least one square corner.
 - Complex shapes - panels with continuous straight edges and no square corners.
 - CNC shapes - panel with any edge curved or non-continuous straight edges (e.g. kinked edge).
25. Templates must be of stable material like hardboard, metal, etc., and made to actual size. Templates comprising of screws, tapes, drawn lines, and additions are not acceptable. A handling charge of \$50.97 ex GST will apply for each template supplied.
26. **General**
 - G.James recommends a thermal safety assessment for all solar performance glass.
 - G.James reserves the right to amend our standard Terms and Conditions at any time.
 - Claims for losses that may be caused by NIS or other inclusions will not be accepted
 - Unless otherwise stated on the customer order, the default placement for the toughened glass compliance stamp will be the bottom left-hand corner as viewed from outside.
 - **Laminated Glass**
 - G.James recommends the top edge of laminates in external applications be protected to reduce the likelihood of delamination.
 - Furnaced laminates will be supplied with a 1.52mm interlayer as standard.
 - Holes in furnaced laminates will be supplied with the ordered hole diameter to one lite and +3mm to the other lite.
 - For special laminates, 4mm components have a maximum area 3.5m². Sizes greater than this will require thicker glass at an increased cost.
 - Unless otherwise stated on the customer order, the default placement for the compliance stamp will be the bottom left-hand corner as viewed from outside.
 - **Insulated Glass Units (IGU's)**
 - IGU's are supplied with a 5mm structural silicone bite as standard. Increased bite size will incur additional costs.
 - We recommend the use of 100% silicone (base polymer) setting/side blocks for all installations.
 - **ColourLite Glass**
 - **Screen**
 - o Standard colors available on clear glass: Cool White, Pewter, Iron Grey, Zen Grey, Anthracite Grey and Deep Black.
 - o Standard Colours available on low iron or tinted glass: Cool White, Pewter, Iron Grey and Deep Black.
 - o Not recommended in backlit applications.
 - **Pattern and Image**
 - o For non-standard patterns and order-specific images, a digital file of the artwork (to GJ specifications) is to be provided by the client.
 - **DecraLite Splashback Glass**
 - This product is a two-pack polyurethane paint applied to glass making it suitable for internal use ONLY.



CHARGES FOR PANELS REQUIRING CNC POLISH PROCESSING - SHAPED GLASS

Panels that cannot be polished by normal straight-line edge processing will be CNC machined and charged as Flat Polish, Complex/CNC Edge per lineal metre to edges as required, and/or any relevant cut-outs as ordered. Circumstances vary depending on panel size and shape but generally where polished edges are required the following will apply.

		
<p>Complex Shape Flat Polish, Complex/CNC Edge - 2 Long Flat Polish - 2 Short</p>	<p>Complex Shape Flat Polish, Complex/CNC Edge - 1 Long Flat Polish - 1 Long, 2 Short</p>	<p>Complex Shape Flat Polish, Complex/CNC Edge - 1 Long Flat Polish - 1 Long, 2 Short</p>
		
<p>Complex Shape Flat Polish, Complex/CNC Edge - All Edgest</p>	<p>Complex Shape Flat Polish, Complex/CNC Edge - All Edges</p>	<p>Complex Shape Flat Polish, Complex/CNC Edge - All Edges</p>
		
<p>Complex Shape Flat Polish, Complex/CNC Edge - 1 Long, 1 short Flat Polish - 1 Long, 1 Short</p>	<p>Complex Shape Polished Corner Cut-outs x 2 Flat Polish, Complex/CNC Edge - 1 Long Flat Polish - 1 Long, 2 Short</p>	<p>Complex Shape Flat Polish, Complex/CNC Edge - All Edges</p>

Panels that require one or more polished radius corners will be charged (regardless of radius required), complex shape **plus** curved edge polishing to edges adjacent to the polished radius corner.

Example: Any size polished radius corner

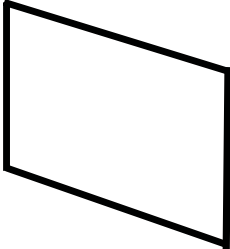
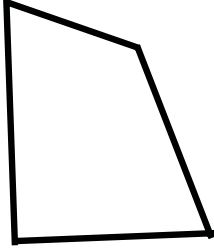
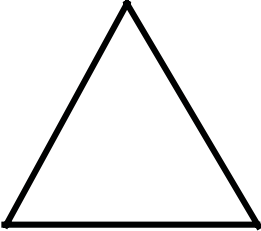
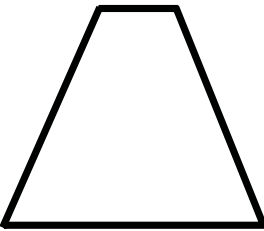
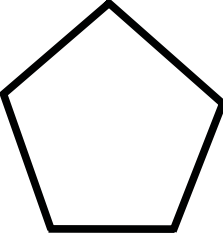
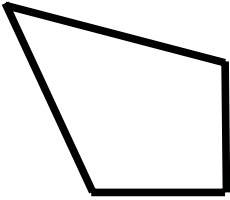
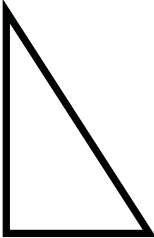
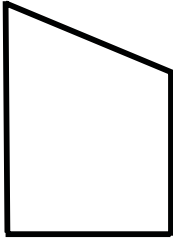
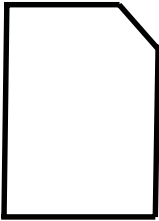
	
<p>Complex Shape Flat Polish, Complex/CNC Edge - 1 Long, 1 Short Flat Polish - 1 Long, 1 Short</p>	<p>Complex Shape Flat Polish, Complex/CNC Edge - All Edges</p>

Quotation/Sale

Terms and Conditions (QLD)



Example: Complex shapes (No CNC processing is required if ordered with polished edges)

Effective: 17/05/2023

G. James Safety Glass (Qld) Pty Ltd ABN 55 010 828 065

Telephone: + 61 7 3877 2866
1084 Kingsford Smith Drive, Eagle Farm BC QLD 4009 | gjames.com