



G.JAMES
Windows & Doors

Sliding Door 246 Series

Photo courtesy of Dixon Homes (Cairns)



Let the G.James 246 Series Sliding Door be your gateway to the great outdoors.

Smart styling, dependable hardware and a range of designs all combine to offer you a 'premium' sliding door. An extensive choice of configurations allows you to maximise your opening space, access and ventilation.

For that something different, corner and cavity-concealed configurations are also possible. All aspects of the 246 Series sliding door bear the inherent qualities and refinements gained from G.James' extensive history of manufacturing, NATA certified testing and site experience.

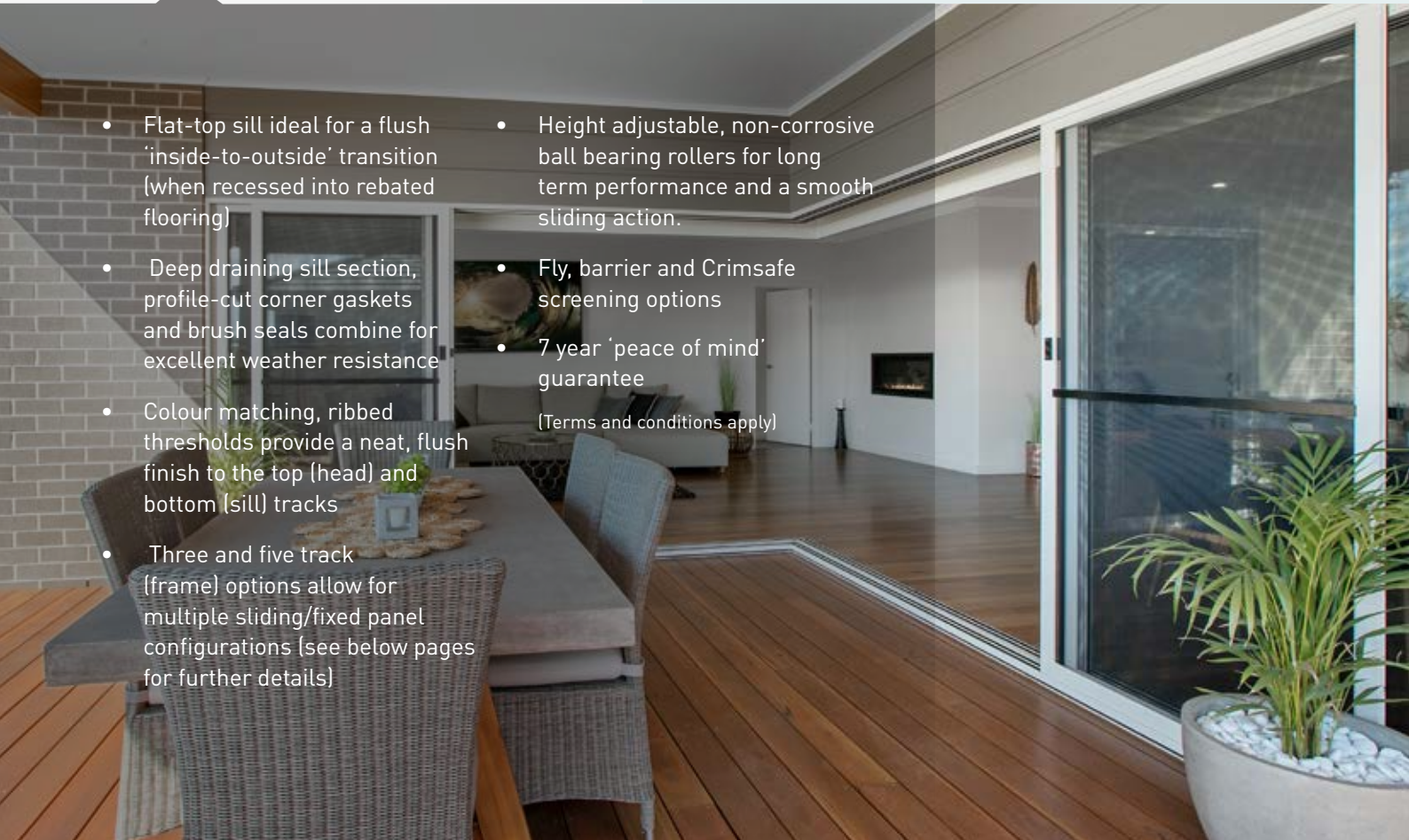


Left images: Cut-through of sliding door sill



Features

Photo courtesy of Sorensen & Caldon Builders (Taree)



- Flat-top sill ideal for a flush 'inside-to-outside' transition (when recessed into rebated flooring)
- Deep draining sill section, profile-cut corner gaskets and brush seals combine for excellent weather resistance
- Colour matching, ribbed thresholds provide a neat, flush finish to the top (head) and bottom (sill) tracks
- Three and five track (frame) options allow for multiple sliding/fixed panel configurations (see below pages for further details)
- Height adjustable, non-corrosive ball bearing rollers for long term performance and a smooth sliding action.
- Fly, barrier and Crimsafe screening options
- 7 year 'peace of mind' guarantee (Terms and conditions apply)

Example Configurations

See end of brochure for standard size range and configurations.

Slider / Fixed



Slider / Slider / Fixed



Fixed / Slider / Slider / Fixed





Handle Options

Note: All handles are available in keyed or non-keyed options (additional charges apply for keyed options). Onyx non-keyed black 'D' handle supplied as standard. Onyx and Axiom handles also available in white and silver upon request (additional lead time and charges may apply).



Hillaldam



Onyx Slimline



Onyx 'D' Pull
Standard



Axiom Slimline
Mortice Lock



Axiom 'D' Pull
Mortice Lock

Screens

Flyscreens

G.James flyscreens are a practical and economical method to cover the open area of your windows and doors, helping to keep your home free from flies. Our flyscreens are constructed using an extruded aluminium frame and standard fibreglass mesh.



Barrier Screens

Barrier screens offer an affordable, intermediate level of security for your home. G.James' barrier screens feature black Armagrilite (diamond-shaped, aluminium grille), fibreglass mesh and aluminium frame.



Crimsafe Screens

Crimsafe screens provide a superior level of safety and security to your windows and doors. The integral high-tensile, stainless steel mesh is discrete in appearance ensuring your views are unhindered.





Powdercoat Colours

* COLORBOND® steel colour match



Black (Satin)




Monument (Matt) *




Woodland Grey (Satin) *



Ultra Silver (Gloss)



Surfmist (Matt) *



Pearl White (Gloss)



Dune (Satin) *



Paperbark (Satin) *

Anodised Finishes



Clear



Residential Bronze

Note: All Anodised Finishes are price on application. All residential anodised finishes are supplied at AA15 (film thickness) with AA20 & AA25 available upon request.

Polished Silver (internal products only) and other Bronze finishes are available – contact your G.James representative for further information.

© COLORBOND is a registered trademark of BlueScope Steel Limited



Technical Data

Max. Height¹	2400mm
Max. Door Panel Width¹	1200mm
Max. Glass Thickness	<ul style="list-style-type: none">• Single glaze – 6.76mm• Double glazed (IGU) – 18mm
Max. Water Performance	<ul style="list-style-type: none">• Standard Sill – 300 Pa• Sub-sill Configuration – 450 Pa
Perimeter Frame Width Options	<ul style="list-style-type: none">• 3 Track – 100mm• 5 Track – 168mm
WERS Data²	<ul style="list-style-type: none">• U-Value range: 4.60 – 6.50• SHGC range: 0.31 – 0.73
Acoustics²	Up to Rw 35
Bushfire Attack Level	Tested and certified to BAL-40
Fixing Types	Fin fix and face fix
Compatible Construction Types:	Brick veneer, clad wall, block wall, cavity brick and modular/transportable
Air Infiltration:	This window conforms with AS2047 air infiltration requirements for air-conditioned buildings

¹ Maximum sizes are a guide only and subject to the wind rating or SLS/ULS requirements of the site.

² Consult your G. James representative to determine the most suitable product configuration for your requirements

IMPORTANT

Don't let the opportunity pass to consider your glass options.

When specifying the windows and doors for your home, you'll make decisions in relation to ventilation, light, aesthetics and operation – all very relevant considerations. There is however another equally important consideration that is often overlooked, and that is the type of GLASS you choose. The selection of a 'performance' glass can address such issues as heat gain, energy efficiency, security, noise and glare reduction - all of which are central to your comfort and the overall liveability of your home.

