



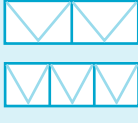







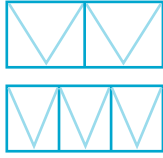
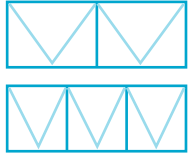





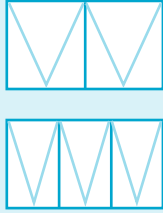
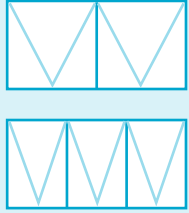


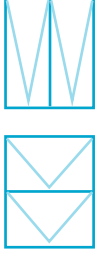








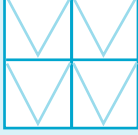


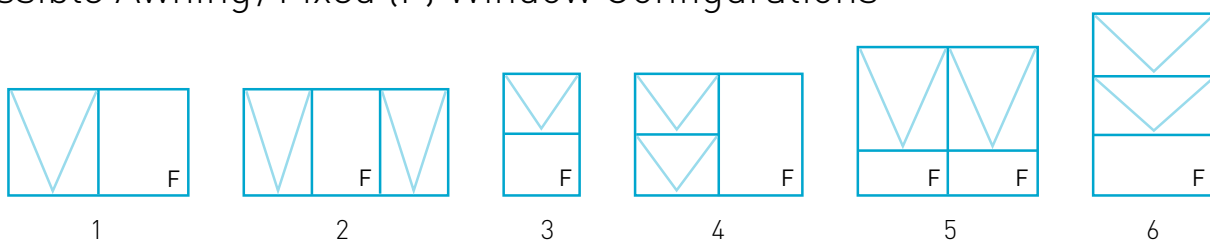


048 Series Awning Window

Standard Size Range / Configurations

		Width (mm)						
		660	960	1260	1560	1860	2160	2460
		610	910	1210	1510	1810	2110	2410
Height (mm)	650							
	950							
	1250							
	1550							
	1850							

Possible Awning/Fixed (F) Window Configurations



Product Specific Notes:

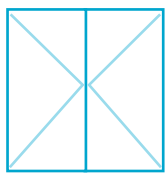
- Sizes detailed above are based on 'top hung' sashes with chainwinder. Certain sizes may not be available if stays and cam handle hardware option is specified.
- Black chainwinders supplied as standard. White, Silver and keyed chainwinders available on request (additional cost applies).
- Configurations greater than 2410mm wide available.
- Multiple bay configurations will be supplied in equal splits unless requested otherwise.
- Minimum window width for a 'centre drive' chainwinder is 540mm. Minimum window width for 'off-centre drive' winder is 450mm.

048 Series Casement Window

Standard Size Range / Configurations

		Width (mm)						
		660	960	1260	1560	1860	2160	2460
		610	910	1210	1510	1810	2110	2410
Height (mm)	950							
	1250							
	1550							

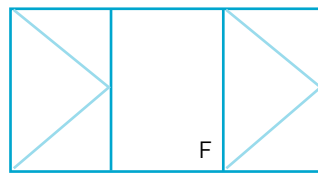
Possible Casement/Fixed (F) Window Configurations



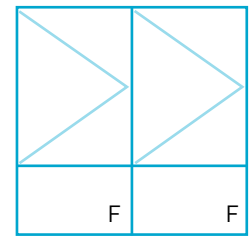
1



2



3



4

Opening Options:

Left Hand Hinged

Window opens (hinges) to the left and handle positioned on the right as viewed from the outside.

Right Hand Hinged

Window opens (hinges) to the right and handle positioned on the left as viewed from the outside.

Product Specific Notes:

- When ordering, nominate the handing of the window, ie. the position, either left or right, of the handle as viewed from the outside.
- Multiple bay configurations will be supplied in equal splits unless requested otherwise.
- Black hardware supplied as standard (excluding stays). White, silver and keyed handles available on request (additional charge applies).